



District Report Card: 2017


State: Manipur	District: Thoubal
Class: 5	Subject: Language
Schools: 54	Students: 577


Participation/Coverage


Students

<div>GENDER</div> <div></div>	Boys		Girls	
	Number	%	Number	%
	248	42.98	329	57.02

<div>AREA</div> <div></div>	Rural		Urban	
	Number	%	Number	%
	485	84.06	92	15.94

<div>CATEGORY</div> <div></div>	SC		ST		OBC		GEN	
	Number	%	Number	%	Number	%	Number	%
	89	15.42	2	0.35	486	84.23	0	0.00

<div>CWSN</div> <div></div>	LD	VI	HI	S&LD	ID	Oth
	0	0	1	0	0	3

<div>Management</div> <div></div>	Government		Government-aided	
	Number	%	Number	%
	495	85.79	82	14.21

Average Performance of Students in Language (%)

Overall	Gender		Area		Management		Social Group			
	Male	Female	Rural	Urban	Govt.	Aided	SC	ST	OBC	GEN
57.48	57.07	57.79	57.46	57.61	57.41	57.89	69.06	56.67	55.36	0.00

Performance on Learning Outcomes (LOs)

Learning Outcomes	Description	Average Performance(%)
L504	Reads and comprehends independently storybooks, news items/ headlines, advertisements etc.	56.12
L508	Reads text with comprehension, locates details and sequence of events	58.16

Range of Performance of Students who Answered Correctly							
Below 30%		30% - 50%		50% - 75%		Above 75%	
Number	%	Number	%	Number	%	Number	%
63	10.92	158	27.38	236	40.90	120	20.80

Lowest Performing Learning Outcomes (LOs)

- 1 - Reads and comprehends independently storybooks, news items/ headlines, advertisements etc. (56.12)
- 2 - Reads text with comprehension, locates details and sequence of events (58.16)